

# Writing

# TO DO LIST

<b>1. PREWRITING</b>
PLANNING PHRASE OF THE WRITING PROCESS
1 <u>Brainstorm</u>
2 <u>Research</u>
3 <u>Outline</u>

<b>2. DRAFTING</b>
CHRONOLOGICALLY WRITE DOWN ALL IDEAS & DIALOGUE
1 <u>Opening Scene</u>
2 <u>Body / Middle Acts</u>
3 <u>Ending Scene</u>

<b>3. REVISION</b>
REVIEW, MODIFY, AND REORGANIZE WORK
1 <u>Rearranging</u>
2 <u>Adding</u>
3 <u>Deleting</u>

<b>4. EDITING</b>
PROOFREAD & CORRECT ERRORS
1 <u>Consistency Check</u>
2 <u>Proofreading</u>
3 <u>Beta Readers</u>

<b>5. PUBLISHING</b>
WRITING & DESIGN FINALIZED TO BE SHARED
1 <u>Format / Typesetting</u>
2 <u>Evaluate</u>
3 <u>Submit</u>

---

---

---

---

---

---

---

---

# WRITING CHECKLIST:

---

---

---

---

---

---

---

---

---

---

---

---

---

---





---

---

---

# WRITING INSPIRATIONS

IMAGES



# WRITING INSPIRATIONS

IMAGES

