



DESTINATION RESEARCH CHECKLIST & TRAVEL SAFETY GUIDE

BEFORE YOU GO:

THINGS TO RESEARCH AND KNOW ABOUT YOUR DESTINATION

Here's a comprehensive checklist of essential aspects to research before you hit the road. This guide covers everything from the most common travel tips to niche insights that will make your trip smoother, safer, and more enjoyable.

1. General Destination Research

Checklist:

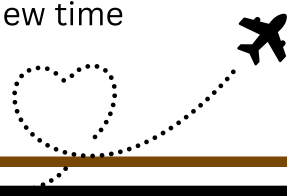
- **Weather & Climate**
 - Know the average temperatures and any seasonal weather patterns (rain, storms, heatwaves, etc.).
 - Consider packing appropriately for the climate (layers, sunscreen, rain gear, etc.).


- **Best Time to Visit**
 - Research peak seasons, festivals, and public holidays in your destination.
 - Understand the pros and cons of visiting during high or low season (crowds, costs, weather).

- **Language & Common Phrases**
 - Learn basic greetings and important phrases in the local language (e.g., "hello," "thank you," "bathroom," "help").
 - Consider using a translation app (like Google Translate) for smooth communication.

- **Currency & Exchange Rates**
 - Know the local currency and familiarize yourself with current exchange rates.
 - Look up the best ways to exchange money (local ATM, exchange centers, etc.) to avoid high fees.

- **Time Zone & Jet Lag**
 - Check the time zone difference and plan your sleep schedule to combat jet lag.
 - Adjust your clock before arriving to help your body acclimate to the new time zone.






- **Electrical Outlets & Voltage**
 - Research what kind of plug adapter and voltage converter you'll need for electronics (e.g., laptops, phones).
 - Check if your devices are compatible with the voltage and plug shape of your destination.
- **Visa Requirements**
 - Check the visa requirements for your nationality and apply in advance if necessary.
 - Research any additional travel restrictions (vaccination requirements, COVID-19 rules).

2. Safety Research & Emergency Preparedness

Checklist:

- **Travel Insurance**
 - Confirm if your insurance covers travel disruptions, medical emergencies, and theft/loss of valuables.
 - Ensure emergency medical evacuation coverage if heading to remote areas.
- **Local Safety Tips & Crime Rates**
 - Research common scams and safety issues in the area (e.g., pickpocketing, overcharging, taxi scams).
 - Check the U.S. State Department's travel advisories for the country or region you're visiting.
 - Look up travel safety apps for emergencies (e.g., Red Cross First Aid app, ICE - In Case of Emergency).
- **Emergency Contacts & Local Authorities**
 - Save emergency numbers (police, medical emergency, fire department) in your phone or have them printed.
 - Know the location of the nearest embassy or consulate.
 - Have contact info for your accommodation, tour guide, or trusted local contacts.
- **Local Health Risks & Vaccinations**
 - Research any local health concerns (e.g., malaria, Zika virus) and necessary vaccinations.
 - Know where the nearest hospital or clinic is located, and ensure you have access to any medications you might need.





- **Solo Travel Safety Tips**
 - Research local customs regarding solo travelers and women's safety.
 - Check if your destination has a reputation for being safe for solo female travelers.
 - Consider a local SIM card or portable Wi-Fi device for easy contact in case of emergencies.

- **Transportation Safety**
 - Research the safest modes of transportation (public transit, taxis, ride-sharing services).
 - Know the areas to avoid at night or in poorly lit, isolated places.
 - Look up information about safe driving practices if you plan on renting a car.

- **Customs & Cultural Etiquette**
 - Understand cultural norms and practices (e.g., dress codes, tipping, body language).
 - Be aware of local laws that may be different from your home country (e.g., alcohol consumption age, public behavior).

3. Accommodation Research

Checklist:

- **Hotel Safety & Location**
 - Read reviews on trusted platforms (e.g., TripAdvisor, Booking.com) for safety concerns and experiences from other travelers.
 - Verify the hotel's location, proximity to attractions, and safety of the surrounding neighborhood.

- **Amenities & Services**
 - Check if the hotel offers services like airport transfers, luggage storage, or late check-ins.
 - Research if the hotel has adequate security measures (e.g., safes, 24-hour front desk, surveillance).

- **Alternative Lodging (Airbnb, Hostels, Etc.)**
 - Review ratings and read comments from past guests to ensure quality and safety.
 - Confirm the location and accessibility of the property (consider neighborhood safety and proximity to public transport).





4. Things to Do & Activities Research

Checklist:

- **Top Attractions & Hidden Gems**
 - Research popular tourist spots, but also explore off-the-beaten-path activities that align with your interests (e.g., hiking, local art galleries).
 - Check opening hours, entrance fees, and whether advanced reservations are required.

- **Local Cuisine & Restaurant Recommendations**
 - Look up must-try dishes and local food experiences (street food, traditional meals).
 - Read restaurant reviews, and make reservations if needed for popular spots.
 - Check the health ratings of restaurants and food safety standards in the area.

- **Outdoor Activities**
 - Research weather and conditions for outdoor adventures (e.g., hikes, water sports).
 - Look into gear requirements or recommended tour guides for activities like trekking, scuba diving, or wildlife safaris.

- **Shopping & Local Markets**
 - Look up popular markets or shopping districts where you can pick up unique local goods.
 - Research opening hours and pricing for souvenirs to avoid overpaying.


- **Local Events & Festivals**
 - Research if there are any local festivals or events during your visit.
 - Check whether these events require advance booking or tickets.

5. Food, Dining, and Cultural Etiquette

Checklist:

- **Street Food & Local Delicacies**
 - Research street food safety (especially for solo travelers) and avoid unclean food sources.
 - Know which dishes are famous in the region and where to find the best versions of them.





- **Tipping Etiquette**
 - Understand local tipping customs in restaurants, taxis, and for other services (e.g., tour guides).
 - Consider researching if tips are included in the bill or if they're given separately.
- **Cultural Attitudes Toward Tourists**
 - Learn about the local perception of tourists and how to behave respectfully to avoid offending anyone.

6. Packing & Practical Travel Tips

Checklist:

- **Packing List by Season & Activity**
 - Research what to pack based on the climate, activities, and culture of your destination.
 - Don't forget essentials like adapters, power banks, and items you might not be able to find locally.
- **Local SIM Card or International Roaming**
 - Look into purchasing a local SIM card for affordable data and local calls.
 - Check if your phone will work without international roaming fees and which provider offers the best deals.
- **Local Shopping for Essentials**
 - Research if the destination has reliable shops for toiletries, medications, or other essentials in case you forget something.

FINAL THOUGHTS

Researching before you travel can make your trip smoother, safer, and more enjoyable. With this comprehensive guide, you'll be prepared for almost any situation, ensuring you can focus on enjoying your journey! Safe travels!

